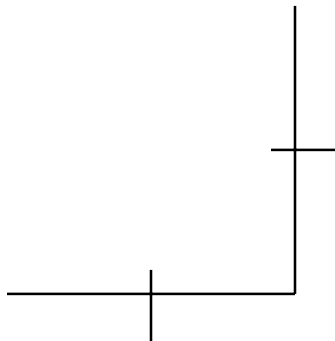
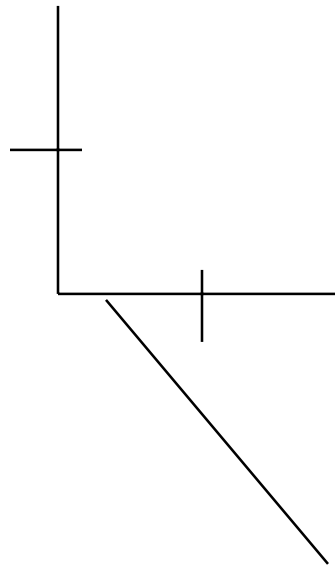
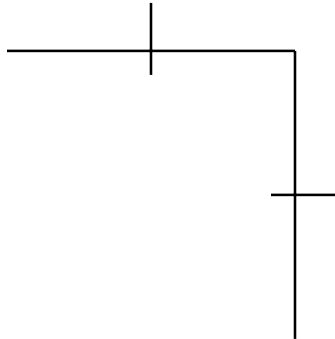
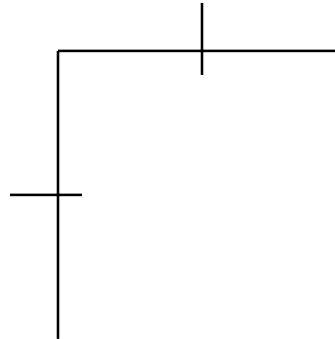


CURVED MUTLI-SCORED SPINE  
11" X 8 1/2" SHEET SIZE PLUS 1/2" TAB ALLOWANCE  
2 1/2" CAPACITY ROUND RING METAL WITH BOOSTERS  
COVER MATERIAL TEMPLATE  
2.5" Cap-118.5-RR-ME-C

OUTSIDE VIEW SHOWN --- PRINT THIS SIDE



BACK PANEL SIZE: 11 5/8" HIGH X 10 9/16" WIDE

COVER MATERIAL SIZE: 13 1/8" HIGH X 27 3/4" WIDE

PLEASE EXTEND ALL BEEDS AT LEAST 1/8" BEYOND THE OUTER EDGE OF THE COVER MATERIAL



CURVED SPINE SIZE: 11 5/8" HIGH X 5 1/8" WIDE



RIVET HEAD LOCATION  
PLEASE LEAVE A 1/8" PERIMETER VOID OF GRAPHICS  
AROUND EACH RIVET HEAD  
PLEASE REMOVE BEFORE THE FINAL PRINT

FRONT PANEL SIZE: 11 5/8" HIGH X 10 9/16" WIDE